



Welcome to
Kindergarten!
2024-25





**Orange County
Public Schools**

Introduction to Kindergarten!

The first day of school will mark one of the most important milestones in your child's life. Whether or not this is your child's first time at school, kindergarten can be challenging, exciting and fun!

The skills your child will be practicing daily in kindergarten are the building blocks for future success in school and life. Many times the process is more important than the product, and learning is accomplished by doing, touching and experiencing. Kindergarteners learn best by singing and chanting, conducting experiments and working in groups or with partners. The standards for kindergarten are rigorous, and will prepare your child for a lifetime of learning.


Working with your child's teacher to emphasize the importance of education is key to a successful school year. Your involvement, interest and enthusiasm will help make this a wonderful year of growth for you and your child. We hope you will find this booklet informative and helpful.



Social and Emotional Development

Kindergarten is a year of growing socially, emotionally, physically and intellectually. A major focus in kindergarten is developing the whole child. Teachers look at every aspect of a child to guide decision-making in the classroom.

Kindergarten is a grade where huge growth and maturity is seen within one year's time. Besides learning to read or improving their math skills, students also learn very important life lessons regarding social skills, responsibility and independence.



Children with well-developed social-emotional skills are better able to manage their own feelings and respond effectively to the feelings of others.



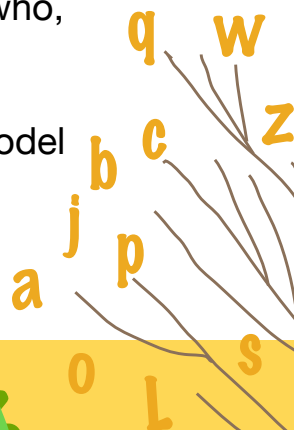
Math Strategies

- Make flash cards of each numeral from 0-5, then add more numbers as your child's skills increase. Play "Go Fish," Memory, or have your child select a group of objects to match the number on the card.
- Practice counting objects around the house like books, shoes, toys, crayons, blocks, toothpicks, etc. Have children move the objects as they count. Try to count to 20.
- Use math vocabulary! Describe objects as tall, short, round, straight, heavy, light, above, under, next to, less than, more, larger than, smaller than, etc.
- Have your child help you sort the laundry. Mix up the socks and ask your child to sort them.
- Play board games in which your child will have to roll dice and count the number of spaces.
- Draw various common shapes and talk about how they are the same and different. Use words like edges and corners when describing shapes.
- Practice adding and subtracting small numbers, such as $1+3$ or $5-4$. Use real-world objects to represent the numbers.
- Have your child help you measure ingredients as you cook. This can be as simple as counting out three eggs or using measuring cups with assistance.
- Have children point out different shapes in the environment.



English/Language Arts & Literacy Strategies


- Read, read, read! Read to and with your child, and listen to your child while he or she retells a story.
- While you read, talk to your child about what is going on and may happen in the story, and ask your child for an opinion about what you are reading.
- Visit the library, get your child a library card and ask the librarian about story times.
- Have your children draw pictures about what they are reading. Talk about what is happening in the pictures.
- Help your child write his or her name. Talk about the letters in your child's name and what sound each letter makes. Help your child learn letter names for capital and lowercase letters.
- Encourage your child to speak in complete sentences and model taking turns when talking.
- Make flashcards of some easy sight words, such as a, the, of, to, I, is, are, you, my, etc. Point out those words when you encounter them in books or signs.
- Read fiction and nonfiction books (review the book list on page 7 for ideas). Talk about the books and use question words (i.e. who, why, how, where, when and what).
- Talk with your child about what is happening while reading (model thinking aloud about the text).




Fine & Gross Motor Skills

- Teach your child to hold a pencil correctly. Provide pencils, envelopes and different types of paper, so your child can practice writing.
- Provide various puzzles for your child to complete. At a young age start with larger puzzle pieces and progress to more complicated smaller pieces as your child gets older.
- Have your child use a spray bottle with water in it to water various objects. This can be a fun activity to do outside on a warm and sunny day.
- Have your child start by tearing various pieces of paper. Once ready, have your child use safety scissors to cut colored paper into various strips and shapes.
- Have your child practice writing the letters of the alphabet. This is a great activity to do in sand or on a white board. You can have your child start by tracing letters with a different color after you have written the letter lightly.
- Play! Find a local playground or splash pad for children to enjoy the summer weather.
- Running, hopping, skipping, jumping, catching and throwing are all skills children can learn outside.
- Play “animal walks” where children imagine they are an animal and act and sound like the creature.
- Practice walking various lines including straight, curved and zig zag.


Transition to Kindergarten Children's Book List



Miss Bindergarten Gets Ready for Kindergarten by Joseph Slate




The Twelve Days of Kindergarten by Deborah Lee Rose



Countdown to Kindergarten by Alison McGhee




Look Out Kindergarten, Here I Come! by Nancy Carlson



Kindergarten Rocks! by Katie Davis



The Queen of Kindergarten by Derrick Barnes and Vanessa Brantley-Newton




Kindergarten, Here I Come! by D.J. Steinberg



A Place Called Kindergarten by Jessica Harper



Welcome to Kindergarten by Anne Rockwell



The King of Kindergarten by Derrick Barnes and Vanessa Brantley-Newton

Tips for a Successful Year

Here are some easy ways to get your child excited about learning:

- Talk to your child about school and ask questions which shows that you are interested in what your child is learning.
- Provide learning experiences outside of the classroom.
- Read to and with your child and talk to them about the story. Ask questions about the text while reading.
- Encourage your child to draw. Talk and write about what they are drawing. Provide them with art materials, so they can express themselves freely.
- Limit TV and computer time. Both can be educational but limiting screen time is recommended by child-development experts.
- Discuss papers that your child brings home from school. This communicates that school is as important to you as it is to your child.
- Sing songs or say nursery rhymes. Play word games.
- Develop daily routines for before and after school. Use a calendar to share upcoming events and after-school activities.





School Information

OCPS Find My School

https://www.ocps.net/departments/student_enrollment/find_my_school/

Click on the link above if you need to find the zoned schools for your address.

OCPS Extended Day Enrichment Program

<https://www.ocps.net/cms/one.aspx?pagelid=103039>

The Extended Day Enrichment Program offers supervision and a variety of enrichment activities for children in kindergarten through fifth grade. The program is fee-supported by those using its services.

Most elementary schools offer an Extended Day Enrichment Program operated by Orange County Public Schools. Some elementary programs are managed by RFP-selected and out-sourced providers.

OCPS Food and Nutrition Services

https://www.ocps.net/departments/food_and_nutrition_services


Orange County Public Schools Food and Nutrition Services provides nutritionally balanced, low-cost or free lunches to children each school day.

OCPS School Health Services

<https://www.ocps.net/cms/one.aspx?pagelid=90764>

Registered Lead Nurses monitor and provide guidance to school personnel throughout the District. Each new school year, parents are required to complete an Emergency Student Information form with names and phone numbers of people authorized to pick up your child if you are unable to be reached. In an emergency, 911 may be called.

- Please do not send your child to school if they are sick (bad cough, severe cold, throwing up, diarrhea or have a fever).
- Orange County Public Schools' policy requires that all prescriptions and over-the-counter medicine that students receive at school must be kept in the nurse's office.
- Medicine cannot be administered by the school without proper authorization.
- Students who need a prescribed medication must have the appropriate form signed by their parent or guardian.
- The parent or guardian must bring the medication in its original bottle to school.



Parent Resources

Orange County Public Schools

www.ocps.net

The Center on the Social and Emotional Foundations for Early Learning

Teaching Your Child to Become Independent with Daily Routines

<http://csefel.vanderbilt.edu/resources/family.html>

Florida Center for Parent Involvement

<http://cfs.cbcs.usf.edu/resource-centers/fcpi/transition.cfm>

Division of Early Learning

Transition to Kindergarten

<https://www.floridaearlylearning.com/vpk/transition-to-kindergarten-resources>

National Institute for Literacy

How Parents Can Help Their Kindergartners Learn to Read

https://lincs.ed.gov/publications/pdf/Shining_Stars_Kindergarten.pdf

National Education Association

Engaged Families and Communities: Family Support

<https://www.nea.org/student-success/engaged-families-communities/family-support>

Reading Rocket

Paving the Way to Kindergarten for Young Children with Disabilities

<http://www.readingrockets.org/article/paving-way-kindergarten-young-children-disabilities>

Summer Activity Calendar

Visit the public library today and stock up on great reads for the summer.	Go on a shape hunt. Look for as many circles, squares, triangles and rectangles as you can find in your home or outside.	Practice tying your shoes.	Sing counting songs and read counting books, such as “One, Two, Buckle My Shoe” and the “Ten Little Monkeys.”	Talk about something that made you sad and what you did to feel better.
Use scissors and scrap paper to practice cutting zigzags, straight lines and curves.	Draw a picture of yourself and write your name and age on it.	Go to www.storylineonline.net to listen to a book.	Practice saying your telephone number and address.	Count the number of objects in a set, featuring up to 10 objects.
Use sidewalk chalk to practice writing letters and numbers outside.	Share a toy with a friend.	Read a book with rhymes. Have fun with rhyming and word sounds.	Draw a picture of your neighborhood. Use directional words and phrases like beside and to the right of to describe your picture.	Use your finger to practice writing familiar words with a salt tray.
Draw a picture about your favorite vacation or a place you would like to visit.	Use household items to create and extend patterns.	Practice writing your name with a pencil.	Go on a sound hunt—find items that start with various letter sounds.	Read “Eating the Alphabet: Fruits & Vegetables from A to Z” by Lois Ehlert and try eating a new fruit or vegetable.
Count from any number up to 30 or higher.	Play follow the leader: march, jump and hop.	Draw a picture of a friend or family member.	Measure items found around the house.	Talk about kindergarten. What questions do you have?



OCPS District Staff

**Director of Elementary Curriculum
and Instruction:**

David Gorham

David.Gorham@ocps.net

(407) 317-3200

Early Childhood Senior Administrator:

Pamela Clark

Pamela.Clark@ocps.net

(407) 250-6260

For more information:

Visit our website at www.earlychildhood.ocps.net



**Orange County
Public Schools**

